



The **ELITE** Warranty Programs

The Most Comprehensive Warranty Coverage for Any Commercial Vehicle.

Premium 2000+ *ELITE* warranty products now cover just about every commercial truck on the road, from Class 2 light-duty to Class 8 heavy-duty, and everything in between. And no matter what warranty you choose that is right for your business, we promise that if a part fails that is covered by the warranty you bought, we'll process your claim quickly, get you repaired and pay the bill right away so you can get back on the road safely. Single truck and small fleet owner operators have trusted us to take care of their trucks since 1995. And we work hard to keep earning that trust every day.

Heavy- and Medium-Duty Truck Warranty Benefits

ELITE Heavy, Medium, and Light-Duty Coverages*

- Engine: Diesel and Gas
- Critical Components: ECM, Fuel Injectors, Fuel Pump, Turbos, Water Pump and more
- Aftertreatment (Diesel) and Emissions Assembly (Gas)

Expanded Covered Conditions

- Progressive Damage
- Wearout

Generous Limits of Liability (LOL)

- Engine: \$22,500 HD; \$17,500 MD
- Aftertreatment: \$8,000 HD and MD, \$12,000 One Box
- Emissions Assembly (Gas): \$5,000 MD

HD: Heavy-Duty MD: Medium-Duty

*See coverage details on back



YOUR TRUCK IS YOUR LIVELIHOOD

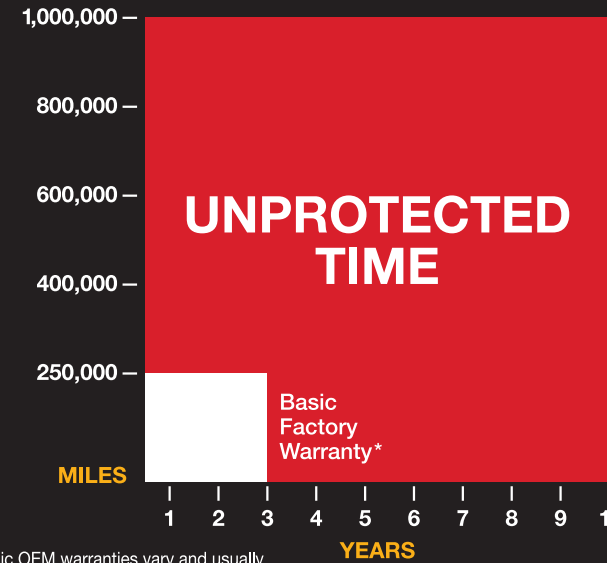
A Premium 2000+ *ELITE* warranty is an investment in your business that gives you:

- 1 Peace of mind**
Rest easy knowing you're covered if something goes wrong with the equipment covered by your warranty.
- 2 Financial protection**
Protect against expensive mechanical issues that can derail your business.
- 3 Essential coverage**
Protect the most important parts of your truck, like the engine, turbo(s), transmission, aftertreatment and more.
- 4 Exceptional customer service**
We make it our business to take care of your business when you need us. You can reach us through your own personal portal, email or phone.
- 5 Impressive payouts**
It's simple. If your failure is covered by the warranty you purchased, we'll pay for the repair.



High Risk of Equipment Failure After Factory Warranty Ends

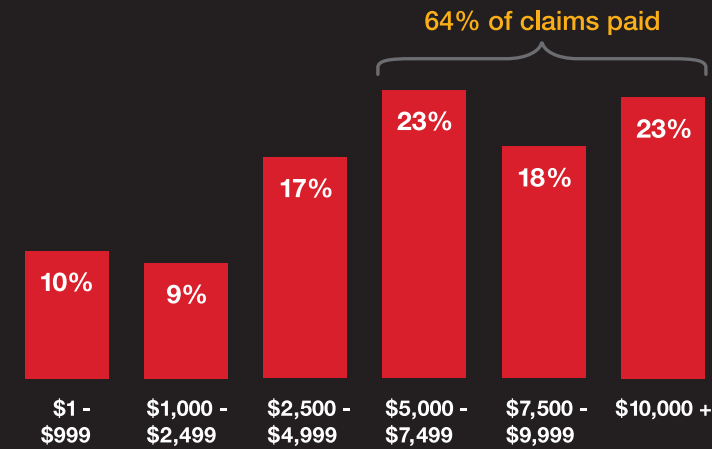
Example of Basic Warranty Coverage for New HD/MD Trucks



*Basic OEM warranties vary and usually include engine and sometimes transmission.

Cost of Repairs for Claims Paid (Over the life of the warranty)

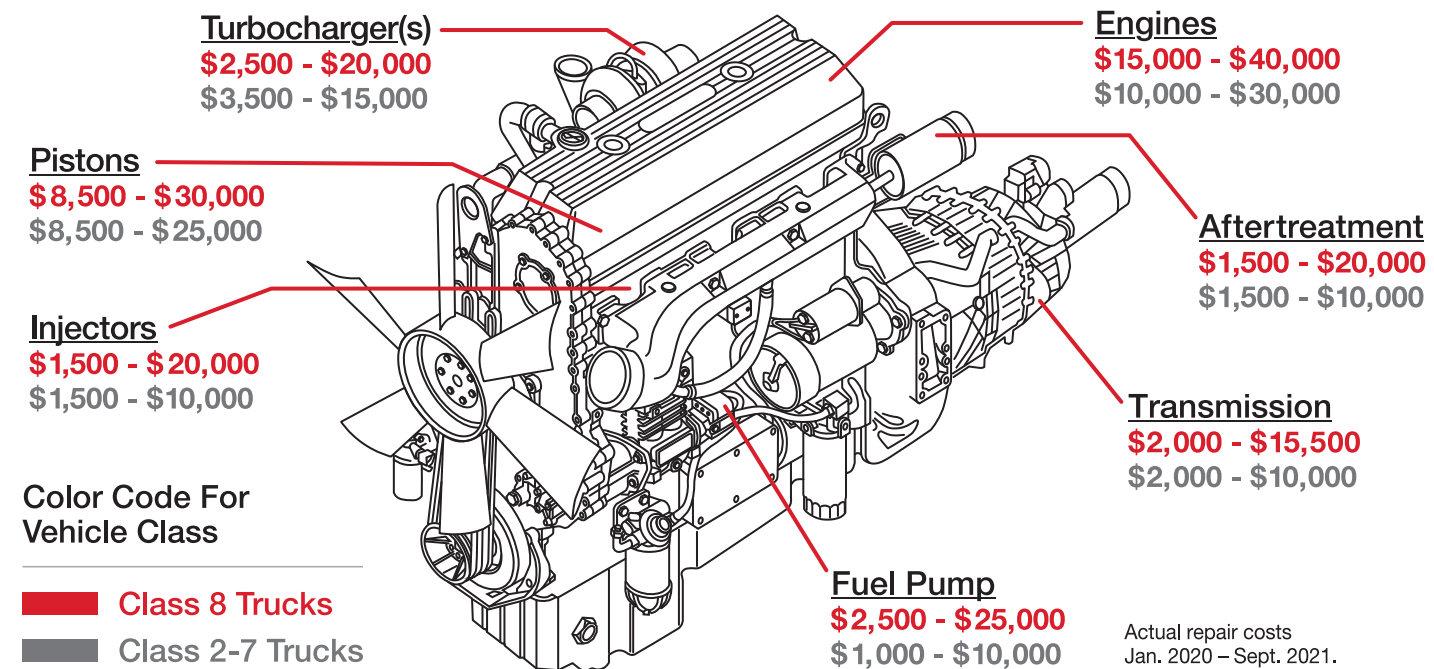
- 64% of paid claims have repair costs over \$5,000
- Nearly 1 in 4 claims had repair costs over \$10,000



Costs are actual total repairs paid for warranties reaching full term Jan. 2020 - Sept. 2021.

Major Components Repair Costs Range

The high cost to repair one major equipment failure could put your business in jeopardy. A Premium 2000+ warranty will protect your business, your investment and your livelihood.



Since 1995, our mission has been to keep you and your truck on the road and moving. That's why we are always designing the industry's best warranty programs to protect your most important asset. And when you need us, we'll be there to provide outstanding customer service to get you back on the road as quickly and safely as possible.

For more information on a Premium 2000+ Heavy- or Medium-Duty warranty that best fits your business, contact your favorite used truck dealer or Regional Sales Director.



1-877-950-3200

premium2000.com

claims@ntpco.com

7990 North Point Blvd
Suite 100
Winston Salem, NC 27106

Premium 2000+ *ELITE* Warranty Program

CLASS 8, up to 10 years including the current calendar year; start miles <900,000 miles; warranty expires at 1,000,000 total miles.

DIESEL CLASS 2-7, up to 10 years including the current calendar year; start miles <300,000; warranty expires at 450,000 total miles.

GAS CLASS 2-7, up to 10 years including the current calendar year; start miles <175,000; warranty expires at 250,000 total miles.

Please refer to your signed contract for complete coverage language and Limits of Liability. The Total Aggregate Limits of Liability for all covered claims shall not exceed \$30,000 for Class 8 vehicles and \$20,000 for Class 2-7 vehicles, or the retail value of the vehicle, whichever is less.

Covered Components

CC: Included in Critical Components
LOL: Limits of Liability
HD: Class 8
MD: Class 2-7

Coverage Exclusions: Please refer to your contract for complete list and details of covered and non-covered items. All costs are in US dollars.

Engine (LOL: HD, \$22,500; MD, \$17,500)

Engine's internally lubricated hard parts:

- Camshaft and Cam Bearings
- Cam Followers
- Connecting Rods
- Connecting Rod Bearings
- Connecting Rod Caps and Screws
- Crankshaft
- Cylinder Block Casting
- Cylinder Head and Head Gasket
- Cylinder Liners
- Cylinder Head Bolts
- Hydraulic Lifters
- Injector Cups
- Intake and Exhaust Valves
- Intake and Exhaust Valve Guides
- Knock Sensors
- Main Bearings
- Manifold Absolute Pressure (MAP) Sensor
- Oil Cooler and Housing
- Oil Pan
- Oil Pump Pick Up Screen
- Oil Pump Pick Up Tube*
- Oil Pump Pressure Relief Springs and Valves
- Pistons, Piston Rings and Piston Oil Cooling Jets
- Pushrods
- Rocker Arms and Rocker Arm Shafts
- Thrust Washers
- Timing Gears
- Timing Gear Cover and Housing
- Valve Cover
- Valve Retainers and Keepers (Locks)
- Valve Seats and Valve Springs
- Wrist Pins

"Non-oil" related components:

- Exhaust Manifold
- Flywheel Housing
- Intake Manifold
- Thermostat Housing
- Vibration Dampener

* For Detroit Diesels, breakdowns originating from the "oil pump pick up tube O-ring" will only be covered if the TSB D18M3 has been performed by a certified OEM repair shop.

Transmission (LOL: HD, \$7,500; MD, \$6,000)

Internally lubricated hard parts of the manual or automatic transmission include:

- Bands
- Bearings
- Blockers
- Bushings
- Control Module (TCM)
- Drums
- Gear Sets
- Governor
- Oil Pump
- Shaft(s)
- Speed Sensor
- Shift Forks
- Synchronizers
- Thrust Washers
- Torque Converter
- Valve Body

Differential (LOL: HD, \$7,500; MD, \$6,000)

Internally lubricated hard parts include:

- Axle Housing
- Axle Shafts
- Bearings
- Bushings
- Carrier Case
- Gear Sets
- Limited Slip Clutch Pack

Power divider includes:

- Bearings
- Gears
- Shafts
- Shift Forks

(CC) Turbo (LOL: HD, \$7,500; MD, \$7,500)

Turbochargers include:

- Bearings
- Internal Variable Vane Assembly
- Turbine and Turbine Shaft
- Turbo Actuator

(CC) Engine Fuel Injectors, Water Pump, Fuel Pump & ECM (LOL: HD, \$5,000; MD, \$5,000)

- Complete Injector
- Fuel Injector Hard Lines
- Fuel Injection Pump
- Fuel Pump
- Engine Control Module (ECM)
- Water Pump

Progressive Damage, Wearout & Carbon Packing

Please refer to your contract for details on Progressive Damage, Wearout & Carbon Packing coverage.

Emissions Assembly (Gas Engines Only) (LOL \$5,000)

- Catalytic Converter
- Evap Canister and Vent Solenoid
- Exhaust Manifold Gaskets
- Exhaust Pipes (between exhaust manifold and catalyst)
- Fuel Tank Pressure Sensor
- Mass Air Flow Sensor
- Oxygen (O₂) Sensors
- Purge Control Valve

Damages resulting from the Primary Failure of seals and gaskets or fasteners/retainers are not covered.

Aftertreatment (Diesel Engines)

(LOL: HD, \$8,000; One Box, \$12,000; MD, \$8,000)

- Aftertreatment Electronic Control Module (ACM)
- Back Pressure Control Valve (BPV)
- Diesel Exhaust Fluid (DEF) Module with Injection Nozzle
- DEF Heater Control Relay
- DEF Dosing Module - Wiring Harness
- DEF Heated Lines (3)
- DEF Heater Coolant Control Valve
- DEF Heating Elements
- DEF Heating Fittings (3 on Supply Module)
- DEF Pump and Module
- DEF Solution Level/Temperature Sensor
- DEF Tank
- Diesel Oxidation Catalyst (DOC)
- Diesel Particulate Filter (DPF)
- DPF Air, Fuel, and Coolant Lines
- DPF Air, Fuel, Manifold Assembly
- DPF Dosing Module
- Exhaust Gas Recirculation (EGR) Valves
- EGR Actuator
- EGR Connecting Bellows and Clamps
- EGR Cooler(s)
- Exhaust Piping, Clamps, and Gaskets
- Exhaust Throttle Valve
- Hydrocarbon Doser Injector (HC Doser, 7th Injector, ARD, AHL Module)
- Hydrocarbon Doser Valve - Air, Fuel, and Coolant Lines; and Inline Air Filter
- Hydrocarbon Doser Valve (Voss Valve)
- Selective Catalytic Reduction (SCR) Catalyst
- SCR Decomposition Pipe and Pipe Elbows
- Sensor, BPV Pressure
- Sensor, Delta P (DPF Pressure)
- Sensor, DOC Inlet Pressure
- Sensor, DOC (Post) Temperature
- Sensor, DOC (Pre) Temperature
- Sensor, DPF Air Supply Pressure
- Sensor, DPF Back Pressure
- Sensor, DPF Fuel Pressure
- Sensor, Lambda (O₂ Sensor)
- Sensor, NOx (2)
- Sensor, Pressure After Exhaust Throttle Valve
- Sensor, SCR (Post) Temperature
- Sensor, SCR (Pre) Temperature
- Wiring Harness - Emission Systems (including overlay)

Other Available Programs & Services

We offer more equipment warranties and services than anyone. All designed to keep you on the road comfortably and safely.

PROGRAMS:

- Auxiliary Power Unit (Additional fee)
- Comfort Package™ (Additional fee)
- Expanded Progressive Damage Coverage
- Expanded Wearout Coverage
- Rapid Repair Guarantee™ (RRG)
- Rapid Repair Guarantee Plus™ (Additional fee)
- Used Reefer Unit (Additional fee)

SERVICES:

- Rental Truck Assistance (Additional fee)
- Roadside Assistance (Additional fee)
- Towing Benefit

RAPID REPAIR GUARANTEE

No other warranty company offers a guarantee on getting you in and out of the repair facility when you need service.

As part of the *ELITE* warranty program we guarantee that your truck will be back on the road in a timely manner, or we'll make your truck's monthly finance payment. See program details on our website.

Eligibility

- Class 8; Start miles up to 900,000 miles (on odometer or ECM), whichever is greater. Warranty expires at 1,000,000 total miles.
- Diesel Class 2-7; Start miles up to 300,000 miles (on odometer or ECM), whichever is greater. Warranty expires at 450,000 total miles.
- Gas Class 2-7; Start miles up to 175,000 miles (on odometer or ECM), whichever is greater. Warranty expires at 250,000 total miles.
- Model age must be 10 years from current year or newer

Underwriting

- New engine oil and filter required
- Continuing OEM maintenance recommendations must be followed
- Check fault codes & perform preventative maintenance
- Visual inspection of warrantied components: identify leaks at seals, gaskets, and housing; verify engine performance (i.e. skips, misses, knocking, etc.)
- Road test/performance evaluation to identify performance & operational issues
- Repair identified deficiencies to maintain ROs of related underwriting repairs
- Wrap coverage begins at expiration of prior OEM coverage (by age or mileage)

PREMIUM
2000+
COMMERCIAL TRUCK WARRANTIES

ELITE

HEAVY-DUTY and MEDIUM-DUTY
WARRANTY PROGRAMS

